



Industrial Lighting Portfolio





Industrial Lighting Portfolio

Discover our Lithonia Lighting® Industrial Portfolio highlighting a range of vertical solutions and illustrating how our products integrate into each space. With a commitment to providing high quality products, superior service, and cutting edge technology, it's no wonder Lithonia Lighting is the #1 selling brand in North America.


Table of Contents

Verticals	3
Linear High Bay	8
Round High Bay	9
Special Applications	10
Programs	11
Contractor Select™	
Design Select™	
Network Controls Solutions	11
Additional Solutions	12

Pictured here:
Lithonia Lighting® Compact Pro™ High Bay at the Landmark Christian School in Fairburn, GA

Click here to learn more:
<https://www.youtube.com/watch?v=wRkdD4LWFzw>

Manufacturing



XIB



FEX



REBL



SRTL




FEM



JHBL

Warehouse



IBG



CPRB





IBE



JHBL



XIB



CPHB



JCBL



REBL

Click product name to see product details

Large Industrial Spaces/Factories



REBL



CPHB



IBG



JCBL



IBE



JHBL



CPRB

Heavy Industrial Spaces



FEX



XIB



JHBL

Cold Storage



XIB



FHE



JHBL



FEM



REBL


Click product name to see product details

Food Processing



XIB

FEM



FEX

FHE



WRTL

Commercial Kitchens



WRTL

Cleanroom, Healthcare, Laboratories



SRTL

Click product name to see product details

Arena/Gym



REBL



IBG

XIB



CPRB



JHBL



CPHB



JCBL

Retail



REBL



JHBL



JCBL



IBG

Workshops



CSVT




REBL

Click product name to see product details

Canopy



CSVT



FEM

FEX



VAP

Parking Garage



VAP




FEM



FEX

Walkway



FEM



VAP

Locker Rooms/Educational Buildings



VRTL

Click product name to see product details

Linear High Bays

- Designed for superior performance and unmatched configurability
- Optimized with best-in-class controls for increased functionality and efficiency
- Designed and engineered to withstand challenging industrial environments

Linear High Bays			
	Lumens/LPW	Applications	Why Choose This?
CPHB Stock Grade   	9,000L - 60,000L Up to 170 LPW **Switchable Lumens and Color Options	Warehouse, General Open Spaces, Light-duty Manufacturing	Compact size, easy to install, contractor friendly
IBE Stock Grade  	12,000L - 30,000L Up to 150 LPW	Warehouse, General Open Spaces, Light-duty Manufacturing	Traditional form factor
IBG Spec Grade  	8,000L - 72,000L Up to 207 LPW	Warehouse, General Open Space Retail, Mixed-use Spaces, Gymnasiums, Light Industrial, High Mounting Heights	Highly efficient and most versatile
XIB Spec Grade 	12,000L - 42,000L Up to 170 LPW	Warehouse, Medium-duty Industrial, Manufacturing, Natatoriums, Cold Storage, Arenas, Food Processing	Robust construction for heavy manufacturing or corrosive environments



Round High Bays

- Maintain exceptional light levels at high ambient temperatures
- Withstand moisture, dust and airborne contaminants
- Heavy industrial solutions designed for unforgiving climates and demanding applications

Round High Bays			
	Lumens/LPW	Applications	Why Choose This?
CPRB Stock Grade  	12,000L - 27,000L Up to 151 LPW **Switchable Lumens and Color Options	Warehouse, Sporting Facilities, Factories, Canopies, Manufacturing	Compact size, easy to install, contractor friendly
REBL Stock Grade   	12,000L - 55,000L Up to 186 LPW **Switchable Lumens and Color Option	Food Packaging, Gymnasiums/Arenas, Open Warehouses and Assembly Areas, Warehouses, Retail, Pole Barn/Animal Containment	Dirty or wet environments with dust and debris
JCBL Spec Grade 	9,000L - 36,000L Up to 160 LPW	Warehouse, Retail, Arenas, Factories, Maintenance Bays	Traditional form factor with a reflector and warmer color temperature options
JHBL Spec Grade 	12,000L - 60,000L Up to 159 LPW	Warehouse, Retail, Arenas, Factories, Maintenance Bays, Heavy Manufacturing	Robust construction for heavy manufacturing or corrosive environments



Special Applications

- Specifically Engineered for Wet, Damp, or Demanding Environments
- Quality Construction delivers reliable service and protection against the elements
- Ratings and Listings ensure performance and longevity

Special Applications			
	Lumens/LPW	Applications	Why Choose This?
CSVT Stock Grade  	3,000L - 12,000L Up to 129 LPW	Tool Spaces, Garages, Workshops, Canopies	Better vapor tight lighting with clean design and switchable technology
FEM Spec Grade 	2,000L - 24,000L Up to 155 LPW	Parking Structures, Pedestrian Tunnels, Manufacturing, Canopies, Walkways, Food Processing	The most configurable vapor tight for most any application
VAP Spec Grade 	4,000L - 15,000L Up to 129 LPW	Parking Garages, Canopies, Schools, Walkways	A unique approach to vandal resistance
FEX Spec Grade 	2,000L - 28,000L Up to 159 LPW	Parking Structures, Mass Transit Tunnels, Shipping Ports, Food Processing, Canopies, Manufacturing, Waste Water Treatment	Robustly built for the most challenging industrial applications
FHE Spec Grade 	9,000L - 40,000L Up to 177 LPW	Food Processing, Cold Storage	When high bay needs meet challenging environments, the true vapor tight high bay
SRTL Spec Grade 	3,000L - 30,000L Up to 145 LPW	Technology Manufacturing, Pharmaceutical, Laboratories, Healthcare, Life Sciences	Complete cleanroom confidence
VRTL Spec Grade 	12,000L - 30,000L Up to 125 LPW	Locker Rooms, Educational Buildings	Vandal Resistant
WRTL Spec Grade 	12,000L - 30,000L Up to 145 LPW	Food Processing, Commercial Kitchen, Shower Areas	Wet Location



Contractor Select™



Everyday Lighting Done Right™

Contractor Select products are simply our most popular products for the most common projects—perfect for those everyday lighting jobs. They are readily available and have the right combination of features, performance and efficiency to get the job done right.

Right Products. Readily Available. Trusted Performance.

Click here to Explore the Contractor Select™ Portfolio

<https://www.acuitybrands.com/resources/programs/contractor-select>

Design Select™



Projects move quickly and we are here to keep up with your business needs. View our luminaire portfolio within the Design Select™ program, where we bring quality, reliability, and solid performance with Project Lighting & Controls Made Easy.

Superior Solutions. Easy Selection. Dependable Service.

Click here to explore the Design Select Portfolio™

<https://www.acuitybrands.com/resources/programs/design-select>

Network Controls Solutions



nLight® is a sensor-based network digital lighting controls solution that offers wired and wireless lighting controls, easily connecting fixtures, sensors, and other control devices to create a digital network. The nLight platform of products enables ease in specification, installation, and ownership, making it the go-to digital lighting controls platform for specifiers, contractors, and building owners.

nLight® AIR wireless lighting controls are a smart solution for simplifying installation and aiding in energy code compliance.



XIB



IBG



CPRB



rPODB 2P DX



Mobile Device

Simple as 1,2,3

1. Install the nLight® AIR fixtures with embedded smart sensor
2. Install the wireless battery-powered wall switch or nLight AIR enabled Remote Ceiling mount sensor
3. With our CLAIRITY app, pair the fixtures with the wall switch or remote ceiling mount sensor and if desired, customize the sensor settings for the intended outcome

Benefits of nLight® Controls in Industrial Applications

Savings

Achieve energy and labor savings as well as rebate potential

Easy to Use

The nLight AIR embedded sensor works as a basic occupancy sensor and photocell out of the box; use the CLAIRITY™ Pro app to adjust sensor settings

Scalability

Configure the light you need and easily scale from one room to multiple sites with the nLight platform

Aids in Code Compliance

Set light levels in a given space as defined by the specific building code (when entering or leaving a room, as an example)

Additional Solutions

In addition to nLight®, Acuity Brands® provides a plethora of best in class controls, accessories and battery solutions, allowing you to create the perfect solution for any industrial application.



Innovative sensor technologies to aid in code compliance and easy installation.



Modular wiring solutions for lighting control and power distribution.



Flexible and energy efficient emergency lighting systems.



Visit <https://lithonia.acuitybrands.com/resources/industrial-portfolio> for more information.